



Winton Motor Raceway

Round 2 : March 12 - 14



Date: 13/03/21
 Event: Q04
 Weather: High cloud - Temp: 28.4C
 Track: Dry - Temp: 37.2C

Qualifying 1

Started at: 11:17:08
 Laps: 15 Min
 Starters: 25
 Printed at: 12:16

PROVISIONAL CLASSIFICATION

Pos	No	Name	Machine	Fastest Lap	On Lap	Behind Leader	Behind Prev	Top Speed
1	50	Carter THOMPSON (NSW) / MotoStars / RS+C / Doctor Mak / Yamaha / YRD / Motul / Pirelli	Yamaha YZF-R3	1:30.474	3 of 4			159
2	59	Tom DRANE (NSW) / Construction Supply Specialists / IC Cons / MD Steel	Yamaha YZF-R3	1:31.465	4 of 6	.991	.991	161
3	72	Benjamin BAKER (NSW) / YRD / YMI / Shoei / Alpinestar / West Sliders / SCK / Utech Design	Yamaha YZF-R3	1:31.610	4 of 9	1.136	.145	158
4	99	Jacob HATCH (NSW) / Jekyl & Hyde / PTT Lubricants / Addicted to Track / C&C Civil / Vandemon	Yamaha YZF-R3	1:31.915	7 of 10	1.441	.305	157
5	11	Brandon DEMMERY (NSW) / Mini Rev Heads / YRD / 2 Thugs Customs / RWW / Kenma	Yamaha YZF-R3	1:32.018	7 of 9	1.544	.103	155
6	121	Reece OUGHTRED (VIC) / ProGP Racing / Dynoverks / Flux Fitness / Moto Go / TT Motorcycles / JAG / Sign Pro	Yamaha YZF-R3	1:32.664	8 of 8	2.190	.646	158
7	3	Cameron DUNKER (NSW) / MotoStars / RS+C / Doctor Mak / Yamaha / YRD / Motul / Pirelli	Yamaha YZF-R3	1:32.949	5 of 9	2.475	.285	159
8	95	Matthew RINDEL (VIC) / Gears Racing / Mick Hone M-cycles / Woodcraft / Top Hat Barber Shop / AMX	Yamaha YZF-R3	1:33.288	9 of 9	2.814	.339	160
9	58	Lucas QUINN (QLD)	Yamaha YZF-R3	1:33.394	7 of 8	2.920	.106	153
10	78	Caleb GILMORE (MWT) / Metcher Motorsport / Siemec / Fusport / Yamaha / YRD / YamaLube	Yamaha YZF-R3	1:33.512	7 of 7	3.038	.118	160
11	110	Zakary PETTENDY (NSW) / bikesales.com.au	Yamaha YZF-R3	1:34.007	7 of 8	3.533	.495	155
12	32	Jai RUSSO (NSW) / Russo Performance / YRD Yamaha / GTR MotoStars / Ricondi / AGV / TCX	Yamaha YZF-R3	1:34.092	7 of 7	3.618	.085	151
13	91	Taiyo AKSU (QLD) / OP Racing / MMM Motorcycles	Yamaha YZF-R3	1:34.253	6 of 7	3.779	.161	154
14	39	Glenn NELSON (QLD) / Buddys Pest Control / Dynoverks / XXX Suspension	Yamaha YZF-R3	1:34.258	8 of 9	3.784	.005	155
15	355	Laura BROWN (NSW) / Bikebiz / TheBareBird / S hark Helmets / IXON / Falco Motorcycle Boots	Yamaha YZF-R3	1:34.264	7 of 7	3.790	.006	156
16	63	Clay CLEGG (NSW) / Williamson Bros / Akubra / Mavin Truck Centre / Central West Electrical	Yamaha YZF-R3	1:34.279	4 of 8	3.805	.015	160
17	49	Jake FARNSWORTH (NSW) / Full Noise Racing / Worth Race Developments / Freestyle Tattoo Studio	Yamaha YZF-R3	1:34.283	8 of 8	3.809	.004	154
18	12	Henry SNELL (QLD)	Yamaha YZF-R3	1:34.349	4 of 9	3.875	.066	158
19	35	Varis FLEMING (VIC)	Yamaha YZF-R3	1:34.487	6 of 7	4.013	.138	159
20	7	Zane KINNA (VIC) / MotoGC Yamaha / Dynoverks	Yamaha YZF-R3	1:34.588	8 of 8	4.114	.101	152
21	181	Liam WATERS (QLD) / Moto-shed	Yamaha YZF-R3	1:34.796	6 of 8	4.322	.208	154
22	25	Brodie GAWITH (VIC)	Yamaha YZF-R3	1:34.899	9 of 9	4.425	.103	152
23	20	Jonathan NAHLOUS (NSW) / Complete AV	Yamaha YZF-R3	1:34.906	5 of 9	4.432	.007	151
24	77	Sam DAVIS (VIC)	Yamaha YZF-R3	1:35.844	4 of 8	5.370	.938	149
25	45	Jamie PORT (VIC) / Yamaha / AGV / Pirelli / Motul / Ricondi / Verafire	Yamaha YZF-R3	1:36.875	2 of 8	6.401	1.031	154


New qualifying record for R3 class - Previous: 1:31.820 by Max STAUFFER (NSW) on a Yamaha YZF-R3 set on 08/09/18


*** Indicative qualifying time - 1:41.331 ***

*** SESSION REDUCED FROM 20 MINS TO 15 MINS DUE TO EARLIER TIME DELAYS ***

The results are provisional until the end of the time limit for protests and appeals.


 Chief Timekeeper - Scott Lang


 Race Director - Tom Williams


 Clerk of Course - Paul Hinds





Winton Motor Raceway

Round 2 : March 12 - 14



FINANCIAL SERVICES
YAMAHA R3 CUP

Qualifying 1



Date: 13/03/21
Event: Q04
Weather: High cloud - Temp: 28.4C
Track: Dry - Temp: 37.2C

Started at: 11:17:08
Laps: 15 Min
Starters: 25
Printed at: 12:16


PROVISIONAL LAP TIMES

No	Name	Lap 1	Lap 2	Lap 3	Lap 4	Lap 5	Lap 6	Lap 7	Lap 8	Lap 9	Lap 10
3	Cameron DUNKER (NSW)	1:40.108	1:33.977	1:33.600	1:33.278	1:32.949	2:15.730	1:43.054	1:34.692	1:34.002	
7	Zane KINNA (VIC)	2:41.159	1:41.456	1:36.021	1:35.356	1:35.344	2:02.130	1:40.909	1:34.588		
11	Brandon DEMMERY (NSW)	1:43.862	1:35.839	1:33.464	1:32.466	1:32.198	1:32.027	1:32.018	2:22.108	1:52.744	
12	Henry SNELL (QLD)	1:41.046	1:35.414	1:34.913	1:34.349	1:34.970	2:36.576	1:42.805	1:34.408	1:34.412	
20	Jonathan NAHLOUS (NSW)	1:43.520	1:37.220	1:35.196	1:34.995	1:34.906	1:35.106	1:35.293	1:35.406	1:35.005	
25	Brodie GAWITH (VIC)	1:42.333	1:38.788	1:36.137	1:36.151	1:36.275	1:39.729	2:22.600	1:43.620	1:34.899	
32	Jai RUSSO (NSW)	1:41.706	1:38.313	2:15.538	3:19.691	1:41.373	1:36.197	1:34.092			
35	Varis FLEMING (VIC)	1:47.236	2:35.346	1:46.184	1:34.768	1:37.340	1:34.487	1:44.838			
39	Glenn NELSON (QLD)	1:39.252	1:34.915	1:35.365	1:34.525	1:38.885	1:36.644	1:40.416	1:34.258	1:34.291	
45	Jamie PORT (VIC)	1:45.760	1:36.875	1:37.560	1:37.456	2:54.729	1:42.464	1:38.837	1:39.334		
49	Jake FARNSWORTH (NSW)	1:49.878	1:37.232	1:36.712	1:35.679	1:35.742	1:38.949	1:35.059	1:34.283		
50	Carter THOMPSON (NSW)	1:35.957	1:32.035	1:30.474	1:31.422						
58	Lucas QUINN (QLD)	1:42.623	1:38.197	1:38.622	3:52.495	1:39.878	1:34.569	1:33.394	1:33.564		
59	Tom DRANE (NSW)	1:42.338	1:33.678	1:31.988	1:31.465	1:33.516	2:51.695				
63	Clay CLEGG (NSW)	1:42.560	1:35.371	1:34.583	1:34.279	1:34.582	2:35.317	1:42.141	1:35.136		
72	Benjamin BAKER (NSW)	1:36.562	1:33.104	1:32.433	1:31.610	2:57.409	1:39.062	1:31.824	1:31.624	1:31.861	
77	Sam DAVIS (VIC)	1:44.211	1:38.021	1:37.278	1:35.844	2:39.969	2:05.363	1:38.291	1:39.177		
78	Caleb GILMORE (MWT)	1:39.835	1:33.577	1:33.671	3:40.768	2:58.126	1:49.668	1:33.512			
91	Taiyo AKSU (QLD)	1:42.755	1:35.962	1:34.334	1:34.607	1:34.532	1:34.253	1:34.322			
95	Matthew RINDEL (VIC)	1:42.768	1:34.450	1:33.634	1:34.026	1:33.492	2:21.056	1:42.621	1:34.255	1:33.288	
99	Jacob HATCH (NSW)	1:43.405	1:35.776	1:33.285	1:32.417	1:32.333	1:32.214	1:31.915	1:34.289	1:38.630	1:34.749
110	Zakary PETTENDY (NSW)	1:42.676	1:36.148	1:35.195	1:34.653	2:30.403	1:44.261	1:34.007	1:35.322		
121	Reece OUGHTRED (VIC)	1:39.493	1:34.055	1:34.396	1:33.036	1:33.046	2:09.060	1:35.788	1:32.664		
181	Liam WATERS (QLD)	1:41.182	1:35.016	2:05.823	1:42.807	1:35.064	1:34.796	1:35.105	1:35.092		
355	Laura BROWN (NSW)	1:50.243	1:36.412	1:35.377	1:34.841	1:34.906	1:38.411	1:34.264			


*** Indicative qualifying time - 1:41.331 ***

*** SESSION REDUCED FROM 20 MINS TO 15 MINS DUE TO EARLIER TIME DELAYS ***

The results are provisional until the end of the time limit for protests and appeals.


Chief Timekeeper - Scott Lang


Race Director - Tom Williams


Clerk of Course - Paul Hinds



www.computime.com.au
COMPUTIME RACE TIMING SYSTEMS PTY LTD





Winton Motor Raceway

Round 2 : March 12 - 14



FINANCIAL SERVICES
YAMAHA R3 CUP



Date: 13/03/21
Event: Q04
Weather: High cloud - Temp: 28.4C
Track: Dry - Temp: 37.2C

Qualifying 1

Started at: 11:17:08
Laps: 15 Min
Starters: 25
Printed at: 12:16

PROVISIONAL SPLIT TIMES

Lap	Split 1	Split 2	Split 3	Split 4	Lap Time	Spd	Lap	Split 1	Split 2	Split 3	Split 4	Lap Time	Spd
3 Cameron DUNKER (NSW) (7th)							2	14.035	15.998	33.672	33.515	1:37.220	145
1	18.096	16.177	33.617	32.218	1:40.108 P		3	13.679	15.801	33.102	32.614	1:35.196	146
2	13.502	15.429	32.943	32.103	1:33.977	151	4	13.426	15.718	33.127	32.724	1:34.995	151
3	13.338	15.511	32.761	31.990	1:33.600	154	5	13.399	15.728	32.984	32.795	1:34.906	151
4	13.365	15.352	32.876	31.685	1:33.278	155	6	13.657	15.699	32.925	32.825	1:35.106	149
5	13.250	15.434	32.491	31.774	1:32.949	159	7	13.923	16.092	32.895	32.383	1:35.293	148
6	13.386	15.512	33.206	1:13.626	2:15.730	155	8	13.628	15.623	33.102	33.053	1:35.406	151
7	20.093	16.743	33.707	32.511	1:43.054 P		9	13.680	15.748	32.911	32.666	1:35.005	146
8	13.435	15.704	33.312	32.241	1:34.692	154	25 Brodie GAWITH (VIC) (22th)						
9	13.442	15.560	32.870	32.130	1:34.002	153	1	17.955	16.907	34.356	33.115	1:42.333 P	
7 Zane KINNA (VIC) (20th)							2	14.140	16.218	35.773	32.657	1:38.788	149
1	59.761	19.275	40.812	41.311	2:41.159 P		3	14.115	16.113	33.461	32.448	1:36.137	151
2	15.193	17.845	35.737	32.681	1:41.456	127	4	14.083	15.949	33.523	32.596	1:36.151	152
3	13.834	16.005	32.936	33.246	1:36.021	152	5	13.802	16.256	33.780	32.437	1:36.275	151
4	13.661	15.941	33.164	32.590	1:35.356	151	6	14.544	17.528	34.700	32.957	1:39.729	152
5	13.538	15.691	33.177	32.938	1:35.344	152	7	13.803	15.885	35.535	1:17.377	2:22.600	152
6	13.497	15.856	32.917	59.860	2:02.130	152	8	22.087	15.959	33.094	32.480	1:43.620 P	
7	16.687	16.207	33.339	34.676	1:40.909 P		9	13.757	15.946	33.000	32.196	1:34.899	151
8	13.371	15.627	32.716	32.874	1:34.588	151	32 Jai RUSSO (NSW) (12th)						
11 Brandon DEMMERY (NSW) (5th)							1	17.921	16.923	34.067	32.795	1:41.706 P	
1	19.975	16.984	34.354	32.549	1:43.862 P		2	13.870	15.950	35.709	32.784	1:38.313	148
2	13.663	16.147	33.921	32.108	1:35.839	149	3	14.353	16.669	34.827	1:09.689	2:15.538	151
3	13.439	15.491	32.621	31.913	1:33.464	152	4	17.496	17.245	37.845	2:07.105	3:19.691 P	
4	13.312	15.357	31.904	31.893	1:32.466	152	5	16.832	15.717	33.182	35.642	1:41.373 P	
5	13.300	15.296	31.912	31.690	1:32.198	154	6	14.167	16.105	33.235	32.690	1:36.197	143
6	13.136	15.207	31.876	31.808	1:32.027	153	7	13.481	15.520	32.863	32.228	1:34.092	151
7	13.180	15.328	31.815	31.695	1:32.018	154	35 Varis FLEMING (VIC) (19th)						
8	13.642	15.536	35.249	1:17.681	2:22.108	155	1	21.314	17.302	35.361	33.259	1:47.236 P	
9	24.381	17.518	36.304	34.541	1:52.744 P		2	14.406	16.066	34.173	1:30.701	2:35.346	154
12 Henry SNELL (QLD) (18th)							3	23.682	16.149	33.477	32.876	1:46.184 P	
1	17.077	16.643	34.684	32.642	1:41.046 P		4	13.682	15.770	33.039	32.277	1:34.768	153
2	13.526	16.133	33.499	32.256	1:35.414	155	5	13.582	15.738	35.255	32.765	1:37.340	155
3	13.643	15.760	33.285	32.225	1:34.913	154	6	13.684	15.710	32.931	32.162	1:34.487	155
4	13.457	15.758	33.030	32.104	1:34.349	155	7	13.636	16.649	35.754	38.799	1:44.838	159
5	13.538	15.705	33.321	32.406	1:34.970	158	39 Glenn NELSON (QLD) (14th)						
6	13.374	15.725	34.251	1:33.226	2:36.576	155	1	17.353	16.206	33.220	32.473	1:39.252 P	
7	18.123	17.902	34.137	32.643	1:42.805 P		2	13.662	15.867	33.165	32.221	1:34.915	152
8	13.381	15.716	33.054	32.257	1:34.408	158	3	13.538	15.598	32.807	33.422	1:35.365	155
9	13.423	15.584	32.886	32.519	1:34.412	156	4	13.592	15.713	32.822	32.398	1:34.525	155
20 Jonathan NAHLOUS (NSW) (23th)							5	13.669	16.708	35.621	32.887	1:38.885	155
1	18.612	16.820	34.402	33.686	1:43.520 P		6	13.572	15.999	34.488	32.585	1:36.644	153

Scott Laing
Chief Timekeeper - Scott Laing

Tom Williams
Race Director - Tom Williams

Paul Hinds
Clerk of Course - Paul Hinds





Winton Motor Raceway

Round 2 : March 12 - 14



FINANCIAL SERVICES
YAMAHA R3 CUP

Qualifying 1



Date: 13/03/21
Event: Q04
Weather: High cloud - Temp: 28.4C
Track: Dry - Temp: 37.2C

Started at: 11:17:08
Laps: 15 Min
Starters: 25
Printed at: 12:16

PROVISIONAL SPLIT TIMES

Lap	Split 1	Split 2	Split 3	Split 4	Lap Time	Spd	Lap	Split 1	Split 2	Split 3	Split 4	Lap Time	Spd
7	13.658	16.024	37.594	33.140	1:40.416	152	5	13.467	15.943	32.391	31.715	1:33.516	161
8	13.592	15.680	32.785	32.201	1:34.258	152	6	13.507	15.651	33.089	1:49.448	2:51.695	157
9	13.554	15.657	33.014	32.066	1:34.291	153							
45 Jamie PORT (VIC) (25th)													
1	19.851	17.221	35.378	33.310	1:45.760 P		1	17.201	16.816	35.536	33.007	1:42.560 P	
2	14.144	16.304	33.662	32.765	1:36.875	150	2	13.572	15.893	32.869	33.037	1:35.371	154
3	14.055	16.485	34.125	32.895	1:37.560	152	3	13.634	15.982	32.632	32.335	1:34.583	157
4	13.993	16.752	33.973	32.738	1:37.456	153	4	13.424	15.761	32.616	32.478	1:34.279	155
5	13.807	16.192	34.020	1:50.710	2:54.729	154	5	13.220	15.789	33.029	32.544	1:34.582	160
6	18.252	16.620	34.339	33.253	1:42.464 P		6	13.540	15.843	33.015	1:32.919	2:35.317	153
7	14.083	16.555	34.537	33.662	1:38.837	152	7	20.308	16.083	33.359	32.391	1:42.141 P	
8	14.161	16.675	34.446	34.052	1:39.334	153	8	13.678	15.933	33.029	32.496	1:35.136	153
63 Clay CLEGG (NSW) (16th)													
49 Jake FARNSWORTH (NSW) (17th)													
1	24.539	17.129	34.862	33.348	1:49.878 P		1	16.491	15.760	32.607	31.704	1:36.562 P	
2	14.167	16.142	34.084	32.839	1:37.232	151	2	13.274	15.286	32.802	31.742	1:33.104	156
3	13.856	16.281	33.778	32.797	1:36.712	152	3	13.396	15.262	32.302	31.473	1:32.433	158
4	13.760	15.983	33.165	32.771	1:35.679	152	4	12.970	15.121	32.037	31.482	1:31.610	158
5	13.689	15.911	33.478	32.664	1:35.742	152	5	13.199	15.442	32.779	1:55.989	2:57.409	157
6	14.941	16.812	34.416	32.780	1:38.949	151	6	17.490	15.864	33.168	32.540	1:39.062 P	
7	13.652	15.791	33.288	32.328	1:35.059	153	7	13.096	15.071	32.085	31.572	1:31.824	156
8	13.540	15.649	32.818	32.276	1:34.283	154	8	13.083	15.127	31.957	31.457	1:31.624	155
50 Carter THOMPSON (NSW) (1st)													
1	16.421	15.526	32.399	31.611	1:35.957 P		9	13.067	15.080	32.005	31.709	1:31.861	156
2	13.310	15.124	32.410	31.191	1:32.035	155							
3	13.142	14.997	31.408	30.927	1:30.474	157							
4	12.956	14.946	32.260	31.260	1:31.422	158							
58 Lucas QUINN (QLD) (9th)													
1	17.675	16.841	35.340	32.767	1:42.623 P		1	18.946	16.841	34.417	34.007	1:44.211 P	
2	13.803	16.096	33.723	34.575	1:38.197	148	2	14.473	16.172	33.981	33.395	1:38.021	143
3	14.863	16.549	33.649	33.561	1:38.622	133	3	14.140	15.933	33.676	33.529	1:37.278	145
4	14.264	16.212	33.463	2:48.556	3:52.495	142	4	13.967	15.844	33.296	32.737	1:35.844	146
5	18.175	15.960	33.142	32.601	1:39.878 P		5	14.211	16.078	33.628	1:36.052	2:39.969	149
6	13.643	15.766	33.046	32.114	1:34.569	151	6	16.872	31.265	42.370	34.856	2:05.363 P	
7	13.398	15.603	32.418	31.975	1:33.394	153	7	14.177	16.314	34.078	33.722	1:38.291	143
8	13.559	15.622	32.489	31.894	1:33.564	152	8	14.101	16.304	34.525	34.247	1:39.177	144
59 Tom DRANE (NSW) (2nd)													
1	17.080	17.089	35.598	32.571	1:42.338 P								
2	13.354	15.796	32.765	31.763	1:33.678	155							
3	13.175	15.342	31.976	31.495	1:31.988	160							
4	13.071	15.240	31.865	31.289	1:31.465	158							
77 Sam DAVIS (VIC) (24th)													
78 Caleb GILMORE (MWT) (10th)													
1	17.497	16.497	33.240	32.601	1:39.835 P		1	19.808	16.051	33.973	32.923	1:42.755 P	
2	13.669	15.671	32.567	31.670	1:33.577	153							
3	13.226	15.613	32.823	32.009	1:33.671	160							
4	13.573	15.847	32.891	2:38.457	3:40.768	155							
5	18.380	16.302	32.914	1:50.530	2:58.126 P								
6	25.298	16.650	34.594	33.126	1:49.668 P								
7	13.413	15.490	32.578	32.031	1:33.512	153							
91 Taiyo AKSU (QLD) (13th)													

Scott Laing
Chief Timekeeper - Scott Laing

Tom Williams
Race Director - Tom Williams

Paul Hinds
Clerk of Course - Paul Hinds





Winton Motor Raceway

Round 2 : March 12 - 14



FINANCIAL SERVICES
YAMAHA R3 CUP

Qualifying 1



Date: 13/03/21
Event: Q04
Weather: High cloud - Temp: 28.4C
Track: Dry - Temp: 37.2C

Started at: 11:17:08
Laps: 15 Min
Starters: 25
Printed at: 12:17

PROVISIONAL SPLIT TIMES


Lap	Split 1	Split 2	Split 3	Split 4	Lap Time	Spd	Lap	Split 1	Split 2	Split 3	Split 4	Lap Time	Spd
2	14.208	15.861	33.148	32.745	1:35.962	150	5	14.579	16.015	33.038	1:26.771	2:30.403	153
3	13.634	15.771	32.608	32.321	1:34.334	153	6	21.152	16.586	33.571	32.952	1:44.261 P	
4	13.365	15.982	32.979	32.281	1:34.607	154	7	13.408	15.532	32.706	32.361	1:34.007	155
5	13.568	15.809	32.751	32.404	1:34.532	152	8	13.570	15.610	33.025	33.117	1:35.322	153
6	13.551	15.622	32.685	32.395	1:34.253	151							
7	13.462	15.801	32.793	32.266	1:34.322	152							
95 Matthew RINDEL (VIC) (8th)													
1	19.174	16.369	34.788	32.437	1:42.768 P		1	17.170	16.404	33.651	32.268	1:39.493 P	
2	13.651	15.560	33.213	32.026	1:34.450	158	2	13.706	15.610	32.604	32.135	1:34.055	153
3	13.331	15.453	33.083	31.767	1:33.634	160	3	13.467	16.323	32.918	31.688	1:34.396	150
4	13.408	15.406	33.151	32.061	1:34.026	160	4	13.257	15.442	32.651	31.686	1:33.036	157
5	13.323	15.520	32.644	32.005	1:33.492	159	5	13.107	15.521	32.438	31.980	1:33.046	157
6	13.313	15.529	32.755	1:19.459	2:21.056	159	6	13.418	15.745	32.981	1:06.916	2:09.060	156
7	16.581	16.224	34.796	35.020	1:42.621 P		7	15.430	15.664	32.377	32.317	1:35.788 P	
8	13.481	15.508	33.435	31.831	1:34.255	155	8	13.312	15.477	32.150	31.725	1:32.664	158
9	13.203	15.364	32.645	32.076	1:33.288	159	121 Reece OUGHTRED (VIC) (6th)						
181 Liam WATERS (QLD) (21th)													
1	19.393	16.966	34.379	32.667	1:43.405 P		1	18.489	16.413	33.290	32.990	1:41.182 P	
2	13.551	15.997	34.224	32.004	1:35.776	152	2	13.869	15.850	32.923	32.374	1:35.016	150
3	13.434	15.379	32.609	31.863	1:33.285	153	3	14.884	17.161	33.472	1:00.306	2:05.823	152
4	13.435	15.187	32.064	31.731	1:32.417	156	4	20.384	16.026	33.379	33.018	1:42.807 P	
5	13.376	15.183	32.255	31.519	1:32.333	157	5	13.626	15.875	33.088	32.475	1:35.064	154
6	13.150	15.095	32.136	31.833	1:32.214	155	6	13.864	15.836	32.920	32.176	1:34.796	153
7	13.225	15.177	31.795	31.718	1:31.915	153	7	13.596	15.677	33.475	32.357	1:35.105	154
8	13.623	15.395	33.104	32.167	1:34.289	156	8	13.650	15.782	33.137	32.523	1:35.092	153
9	13.958	15.533	33.509	35.630	1:38.630	150	355 Laura BROWN (NSW) (15th)						
10	13.423	15.495	32.252	33.579	1:34.749	152	1	25.154	16.535	34.899	33.655	1:50.243 P	
110 Zakary PETTENDY (NSW) (11th)													
1	18.109	16.468	34.519	33.580	1:42.676 P		2	13.988	16.309	33.300	32.815	1:36.412	151
2	13.767	16.093	33.777	32.511	1:36.148	150	3	13.546	15.992	33.165	32.674	1:35.377	152
3	13.587	15.786	33.340	32.482	1:35.195	154	4	13.549	15.803	33.316	32.173	1:34.841	155
4	13.533	15.709	33.125	32.286	1:34.653	153	5	13.488	15.634	33.220	32.564	1:34.906	156
							6	13.907	15.968	33.524	35.012	1:38.411	155
							7	13.632	15.726	32.579	32.327	1:34.264	151


*** Indicative qualifying time - 1:41.331 ***

*** SESSION REDUCED FROM 20 MINS TO 15 MINS DUE TO EARLIER TIME DELAYS ***

The results are provisional until the end of the time limit for protests and appeals.


Chief Timekeeper - Scott Laing


Race Director - Tom Williams


Clerk of Course - Paul Hinds



www.computime.com.au
COMPUTIME RACE TIMING SYSTEMS PTY LTD





Winton Motor Raceway

Round 2 : March 12 - 14



Date: 13/03/21
Event: Q04
Weather: High cloud - Temp: 28.4C
Track: Dry - Temp: 37.2C

Qualifying 1

Started at: 11:17:08
Laps: 15 Min
Starters: 25
Printed at: 12:17

PROVISIONAL FASTEST LAPS SEQUENCE

Race Time	No	Name	Machine	Fastest Lap	On Lap
1:47.052	11	Brandon DEMMERY (NSW)	Yamaha YZF-R3	1:43.862	1
1:47.430	99	Jacob HATCH (NSW)	Yamaha YZF-R3	1:43.405	1
1:54.698	121	Reece OUGHTRED (VIC)	Yamaha YZF-R3	1:39.493	1
2:38.419	72	Benjamin BAKER (NSW)	Yamaha YZF-R3	1:36.562	1
3:04.212	50	Carter THOMPSON (NSW)	Yamaha YZF-R3	1:35.957	1
3:22.891	11	Brandon DEMMERY (NSW)	Yamaha YZF-R3	1:35.839	2
3:23.206	99	Jacob HATCH (NSW)	Yamaha YZF-R3	1:35.776	2
3:28.753	121	Reece OUGHTRED (VIC)	Yamaha YZF-R3	1:34.055	2
4:11.523	72	Benjamin BAKER (NSW)	Yamaha YZF-R3	1:33.104	2
4:36.247	50	Carter THOMPSON (NSW)	Yamaha YZF-R3	1:32.035	2
6:06.721	50	Carter THOMPSON (NSW)	Yamaha YZF-R3	1:30.474	3

*** Indicative qualifying time - 1:41.331 ***

*** SESSION REDUCED FROM 20 MINS TO 15 MINS DUE TO EARLIER TIME DELAYS ***

The results are provisional until the end of the time limit for protests and appeals.

Chief Timekeeper - Scott Laing

Race Director - Tom Williams

Clerk of Course - Paul Hinds



www.computime.com.au
COMPUTIME RACE TIMING SYSTEMS PTY LTD





Winton Motor Raceway

Round 2 : March 12 - 14



FINANCIAL SERVICES
YAMAHA R3 CUP

Qualifying 1



Date: 13/03/21
Event: Q04
Weather: High cloud - Temp: 28.4C
Track: Dry - Temp: 37.2C

Started at: 11:17:08
Laps: 15 Min
Starters: 25
Printed at: 12:17

PROVISIONAL BEST PARTIAL TIMES


Pos	Split 1		Split 2		Split 3		Split 4		LAP		Ideal	Fastest
	Name	Time	Name	Time	Name	Time	Name	Time	Name			
1	C. THOMPSON	12.956	C. THOMPSON	14.946	C. THOMPSON	31.120	C. THOMPSON	30.927	C. THOMPSON	1:29.949	1:30.474	
2	B. BAKER	12.970	B. BAKER	15.071	J. HATCH	31.795	T. DRANE	31.289	B. BAKER	1:31.455	1:31.610	
3	T. DRANE	13.071	J. HATCH	15.095	B. DEMMERY	31.815	B. BAKER	31.457	T. DRANE	1:31.465	1:31.465	
4	R. OUGHTRE	13.107	B. DEMMERY	15.207	T. DRANE	31.865	J. HATCH	31.519	J. HATCH	1:31.559	1:31.915	
5	B. DEMMERY	13.136	T. DRANE	15.240	B. BAKER	31.957	C. GILMORE	31.670	B. DEMMERY	1:31.848	1:32.018	
6	J. HATCH	13.150	C. DUNKER	15.352	R. OUGHTRE	32.150	C. DUNKER	31.685	R. OUGHTRE	1:32.385	1:32.664	
7	M. RINDEL	13.203	M. RINDEL	15.364	L. QUINN	32.418	R. OUGHTRE	31.686	C. DUNKER	1:32.778	1:32.949	
8	C. CLEGG	13.220	R. OUGHTRE	15.442	C. DUNKER	32.491	B. DEMMERY	31.690	C. GILMORE	1:32.953	1:33.512	
9	C. GILMORE	13.226	C. GILMORE	15.490	C. GILMORE	32.567	M. RINDEL	31.767	M. RINDEL	1:32.978	1:33.288	
10	C. DUNKER	13.250	J. RUSSO	15.520	L. BROWN	32.579	L. QUINN	31.894	L. QUINN	1:33.313	1:33.394	
11	T. AKSU	13.365	Z. PETTENDY	15.532	T. AKSU	32.608	G. NELSON	32.066	T. AKSU	1:33.861	1:34.253	
12	Z. KINNA	13.371	H. SNELL	15.584	C. CLEGG	32.616	H. SNELL	32.104	L. BROWN	1:33.874	1:34.264	
13	H. SNELL	13.374	G. NELSON	15.598	M. RINDEL	32.644	V. FLEMING	32.162	C. CLEGG	1:33.932	1:34.279	
14	L. QUINN	13.398	L. QUINN	15.603	Z. PETTENDY	32.706	L. BROWN	32.173	Z. PETTENDY	1:33.932	1:34.007	
15	J. NAHLOUS	13.399	T. AKSU	15.622	Z. KINNA	32.716	L. WATERS	32.176	H. SNELL	1:33.948	1:34.349	
16	Z. PETTENDY	13.408	J. NAHLOUS	15.623	G. NELSON	32.785	B. GAWITH	32.196	G. NELSON	1:33.987	1:34.258	
17	J. RUSSO	13.481	Z. KINNA	15.627	J. FARNSWO	32.818	J. RUSSO	32.228	J. RUSSO	1:34.092	1:34.092	
18	L. BROWN	13.488	L. BROWN	15.634	J. RUSSO	32.863	T. AKSU	32.266	J. FARNSWO	1:34.283	1:34.283	
19	G. NELSON	13.538	J. FARNSWO	15.649	H. SNELL	32.886	J. FARNSWO	32.276	J. NAHLOUS	1:34.300	1:34.906	
20	J. FARNSWO	13.540	L. WATERS	15.677	J. NAHLOUS	32.895	Z. PETTENDY	32.286	Z. KINNA	1:34.304	1:34.588	
21	V. FLEMING	13.582	V. FLEMING	15.710	L. WATERS	32.920	C. CLEGG	32.335	L. WATERS	1:34.369	1:34.796	
22	L. WATERS	13.596	C. CLEGG	15.761	V. FLEMING	32.931	J. NAHLOUS	32.383	V. FLEMING	1:34.385	1:34.487	
23	B. GAWITH	13.757	S. DAVIS	15.844	B. GAWITH	33.000	Z. KINNA	32.590	B. GAWITH	1:34.838	1:34.899	
24	J. PORT	13.807	B. GAWITH	15.885	S. DAVIS	33.296	S. DAVIS	32.737	S. DAVIS	1:35.844	1:35.844	
25	S. DAVIS	13.967	J. PORT	16.192	J. PORT	33.662	J. PORT	32.738	J. PORT	1:36.399	1:36.875	


*** Indicative qualifying time - 1:41.331 ***

*** SESSION REDUCED FROM 20 MINS TO 15 MINS DUE TO EARLIER TIME DELAYS ***

The results are provisional until the end of the time limit for protests and appeals.


Chief Timekeeper - Scott Lang


Race Director - Tom Williams


Clerk of Course - Paul Hinds



www.computime.com.au
COMPUTIME RACE TIMING SYSTEMS PTY LTD





Winton Motor Raceway Round 2 : March 12 - 14



Date: 13/03/21
Event: Q04
Weather: High cloud - Temp: 28.4C
Track: Dry - Temp: 37.2C

Qualifying 1

Started at: 11:17:08
Laps: 15 Min
Starters: 25
Printed at: 12:17

PROVISIONAL RACE INFORMATION

Time	Description
11:17:08	Event Start
11:27:11	Rider 50 (Carter THOMPSON) CRASHED TURN 12 - RIDER UP
11:31:00	Track temps: Finish - 36.5 / Int 1 - 37.2 / Int 2 - 36.8 / Int - 35.1
11:32:10	Chequered Flag
11:35:54	Event Finish

*** Indicative qualifying time - 1:41.331 ***

*** SESSION REDUCED FROM 20 MINS TO 15 MINS DUE TO EARLIER TIME DELAYS ***

The results are provisional until the end of the time limit for protests and appeals.

Chief Timekeeper - Scott Lang

Race Director - Tom Williams

Clerk of Course - Paul Hinds

